

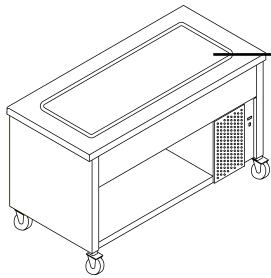


SELF SERVICE 700

ELEMENTI REFRIGERATI REFRIGERATED UNITS ELEMENTS REFRIGERES KÜHLELEMENTE

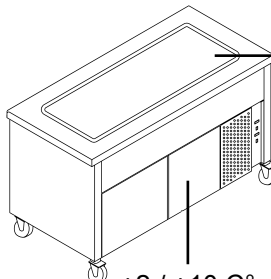
GAS R 404a

ELEMENTI CON PIANO REFRIGERATO REFRIGERATED TOP UNITS ELEMENTS AVEC PLAN REFRIGERE MODULE MIT GEKÜHLTEM FLAECHE



-10 / -3 C°

VANO A GIORNO
OPEN COMPARTMENT
DESSOUS LIBRE
OFFENEM FACH

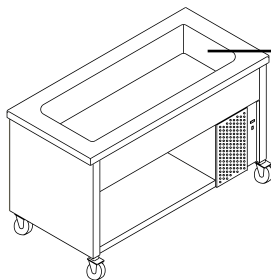


-10 / -3 C°

ARMADIO REFRIGERATO
REFRIGERATED CUPBOARD
ARMOIRE REFRIGERE
KÜHLSCHRANK

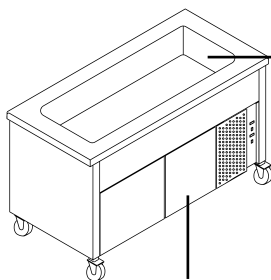
+2 / +10 C°

ELEMENTI CON VASCA REFRIGERATA REFRIGERATED TANK UNITS ELEMENTS AVEC CUVE REFRIGERE MODULE MIT GEKÜHLTEM BECKEN



+4 / +10 C°

VANO A GIORNO
OPEN COMPARTMENT
DESSOUS LIBRE
OFFENEM FACH



+4 / +10 C°

ARMADIO REFRIGERATO
REFRIGERATED CUPBOARD
ARMOIRE REFRIGERE
KÜHLSCHRANK

+2 / +10 C°

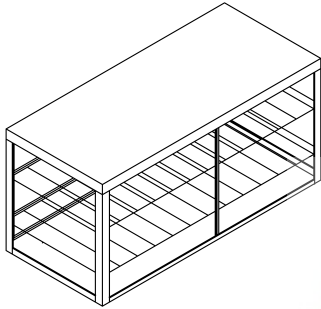
CODICE CODE CODE KODE	DIMENSIONI DIMENSIONS DIMENSIONS ABMESSUNGEN	€
	L x P x H mm	
DEGPR12	1200 x 700 x 900	3.968,00
DEGPR15	1500 x 700 x 900	4.246,00
DEGPR23	2300 x 700 x 900	6.028,00
DEVPR15	150 x 70 x 900	5.137,00
DEVPR23	230 x 70 x 900	7.189,00
DEGVR8	800 x 700 x 900	3.998,00
DEGVR12	1200 x 700 x 900	4.374,00
DEGVR15	1500 x 700 x 900	4.702,00
DEGVR23	2300 x 700 x 900	6.583,00
DEVVR15	1500 x 700 x 900	5.295,00
DEVVR23	2300 x 700 x 900	7.189,00

SELF SERVICE 700

VETRINE NEUTRE, REFRIGERATE E CALDE NEUTRAL, REFRIGERATED AND HEATED DISPLAY COUNTERS VITRINES NEUTRES, REFRIGEREES ET CHAUDES NEUTRAL-, GEKÜHLT- UND GEHEITZVITRINEN

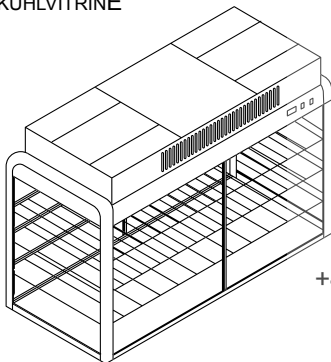
GAS R 404a

VETRINA NEUTRA
NEUTRAL DISPLAY COUNTER
ELEMENT VITRINE NEUTRE
NEUTRALE VITRINE



SENZA PIANO DI FONDO
WITHOUT BOTTOM
SANS FOND
OHNE BODEN

VETRINA REFRIGERATA
REFRIGERATED DISPLAY COUNTER
ELEMENT VITRINE REFRIGEREES
KÜHLVITRINE

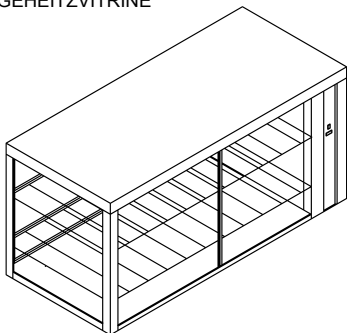


SENZA PIANO DI FONDO
WITHOUT BOTTOM
SANS FOND
OHNE BODEN

CON PIANO DI FONDO
WITH BOTTOM
AVEC FOND
MIT BODEN

+4 / +12 C°

VETRINA CALDA
HEATED DISPLAY COUNTER
ELEMENT VITRINE CHAUDE
GEHEITZVITRINE



CON PIANO DI FONDO
WITH BOTTOM
AVEC FOND
MIT BODEN

CODICE CODE CODE KODE	DIMENSIONI DIMENSIONS DIMENSIONS ABMESSUNGEN	€
	L x P x H mm	
DVTN15	1500 x 700 x 700	2.988,00
DVTN23	2300 x 700 x 700	4.032,00
DVTR15	1500 x 700 x 1150	7.137,00
DVTR23	2300 x 700 x 1150	9.992,00
DVTRF15	1500 x 70 x 1150	7.510,00
DVTRF23	2300 x 70 x 1150	10.512,00
DVTC15	1500 x 700 x 700	3.384,00

SELF SERVICE

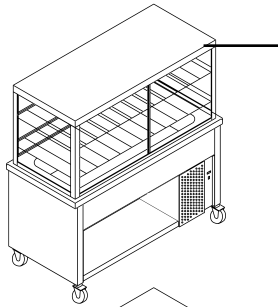
IL COSTRUTTORE PUO' APPORTARE MODIFICHE AI PRODOTTI SENZA PREAVVISO - THE MANUFACTURER RESERVES THE RIGHT TO MODIFY ANY PRODUCT WITHOUT PRIOR NOTICE
VERÄNDERUNGEN AN DEN PRODUKTEN KÖNNEN VOM HERSTELLER OHNE VORANKÜNDIGUNG VORGENOMMEN WERDEN - DES MODIFICATIONS AUX PRODUITS PEUVENT ETRE APORTEES SANS PREAVIS DU
CONSTRUCTEUR

SELF SERVICE 700

ELEMENTI CON VETRINA REFRIGERATA UNITS WITH REFRIGERATED DISPLAY COUNTER ELEMENTS AVEC VITRINE REFRIGEREES ELEMENTE MIT KÜHLVITRINE

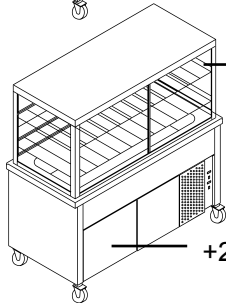
GAS R 404a

SU PIANO REFRIGERATO
WITH REFRIGERATED TOP UNIT
AVEC PLAN REFRIGERE
MIT KÜHLFLÄCHE



+4 / +12 C°

VANO A GIORNO
OPEN COMPARTMENT
DESSOUS LIBRE
OFFENEM FACH

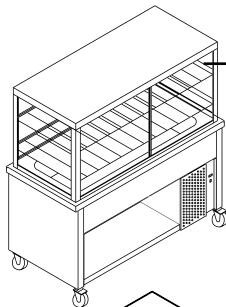


+4 / +12 C°

+2 / +10 C°

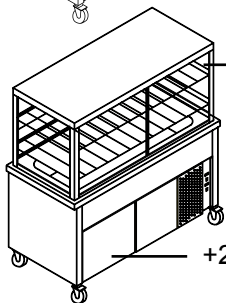
ARMADIO REFRIGERATO
REFRIGERATED CUPBOARD
ARMOIRE REFRIGERE
KÜHLSCHRANK

SU VASCA REFRIGERATA
WITH REFRIGERATED TANK UNIT
AVEC CUVE REFRIGEREES
MIT KÜHLBECKEN



+4 / +12 C°

VANO A GIORNO
OPEN COMPARTMENT
DESSOUS LIBRE
OFFENEM FACH



+4 / +12 C°

+2 / +10 C°

ARMADIO REFRIGERATO
REFRIGERATED CUPBOARD
ARMOIRE REFRIGEREES
KÜHLSCHRANK

CODICE CODE CODE KODE	DIMENSIONI DIMENSIONS DIMENSIONS ABMESSUNGEN	€
	L x P x H mm	
DVTRPG15	1500 x 700 x 1620	8.285,00
DVTRPG23	2300 x 700 x 1620	11.600,00
DVTRPVR15	1500 x 700 x 1620	9.199,00
DVTRPVR23	2300 x 700 x 1620	12.882,00
DVTRVG15	1500 x 700 x 1620	8.700,00
DVTRVG23	2300 x 700 x 1620	12.179,00
DVTRVVR15	1500 x 700 x 1620	9.342,00
DVTRVVR23	2300 x 700 x 1620	13.079,00

IL COSTRUTTORE PUO' APPORTARE MODIFICHE AI PRODOTTI SENZA PREAVVISO - THE MANUFACTURER RESERVES THE RIGHT TO MODIFY ANY PRODUCT WITHOUT PRIOR NOTICE
VERÄNDERUNGEN AN DEN PRODUKTEN KÖNNEN VOM HERSTELLER OHNE VORANKÜNDIGUNG VORGENOMMEN WERDEN - DES MODIFICATIONS AUX PRODUITS PEUVENT ETRE APORTEES SANS PREAVIS DU
CONSTRUCTEUR

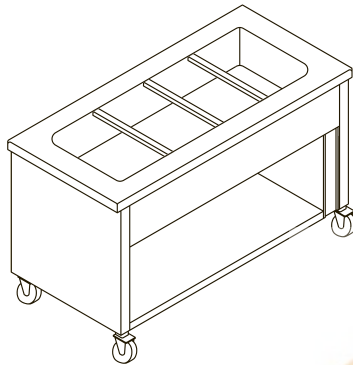
SELF SERVICE 700

ELEMENTI BAGNOMARIA

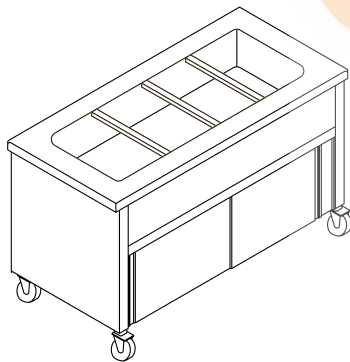
BAINMARIE UNITS

ELEMENTS BAINMARIE

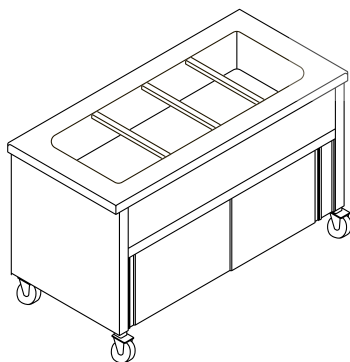
WASSERBADE ELEMENTE



VANO A GIORNO
OPEN COMPARTMENT
DESSOUS LIBRE
OFFENEM FACH



ARMADIO NEUTRO
NEUTRAL CUPBOARD
ARMOIRE NEUTRE
NEUTRALEMSCHRANK



ARMADIO CALDO
HEATING CUPBOARD
ARMOIRE CHAUFFANTE
WÄRMESCHRANK

CODICE CODE CODE KODE	DIMENSIONI DIMENSIONS DIMENSIONS ABMESSUNGEN	VASCA BOWL CUVE BECKEN	€
	L x P x H mm		
DEGB8	800 x 700 x 900	2 GN 1/1	2.624,00
DEGB12	1200 x 700 x 900	3 GN 1/1	3.281,00
DEGB15	1500 x 700 x 900	4 GN 1/1	3.447,00
DEGB23	2300 x 700 x 900	6 GN 1/1	4.510,00
DEAB8	800 x 700 x 900	2 GN 1/1	2.717,00
DEAB12	1200 x 700 x 900	3 GN 1/1	3.584,00
DEAB15	1500 x 700 x 900	4 GN 1/1	3.783,00
DEAB23	2300 x 700 x 900	6 GN 1/1	4.884,00
DECB8	800 x 700 x 900	2 GN 1/1	2.988,00
DECB12	1200 x 700 x 900	3 GN 1/1	3.935,00
DECB15	1500 x 700 x 900	4 GN 1/1	4.177,00
DECB23	2300 x 700 x 900	6 GN 1/1	5.634,00

SELF SERVICE

IL COSTRUTTORE PUO' APPORTARE MODIFICHE AI PRODOTTI SENZA PREAVVISO - THE MANUFACTURER RESERVES THE RIGHT TO MODIFY ANY PRODUCT WITHOUT PRIOR NOTICE
VERÄNDERUNGEN AN DEN PRODUKTEN KÖNNEN VOM HERSTELLER OHNE VORANKÜNDIGUNG VORGENOMMEN WERDEN - DES MODIFICATIONS AUX PRODUITS PEUVENT ETRE APPORTEES SANS PREAVIS DU
CONSTRUCTEUR

SELF SERVICE 700

ELEMENTI NEUTRI AD ANGOLO - ELEMENTI CASSA

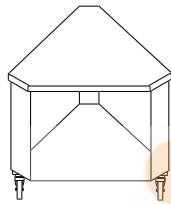
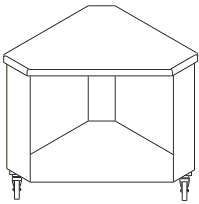
NEUTRAL CORNER UNITS - CASH-REGISTER UNITS

ELEMENTS NEUTRALES D'ANGLE - ELEMENTS CAISSE

ECKELEMENTE - KASSENELEMENTE

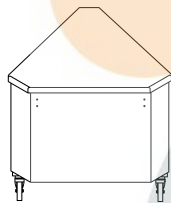
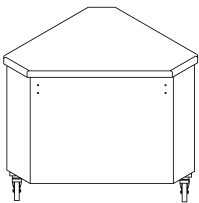
ELEMENTI AD ANGOLO INTERNO

INTERNAL CORNER UNITS
ELEMENTS ANGULAIRES INTERIEUR
ECKELEMENTE MIT INNENWINKEL



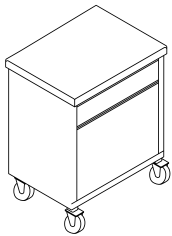
ELEMENTI AD ANGOLO ESTERNO

EXTERNAL CORNER UNITS
ELEMENTS ANGULAIRES EXTERIEUR
ÄUßERES ECKELEMENTN



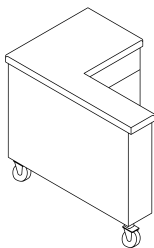
ELEMENTO CASSA CENTRALE **

CENTRAL CASH-REGISTER UNITS
ELEMENTS CAISSE CENTRALE
KASSENMODULE ZENTRAL



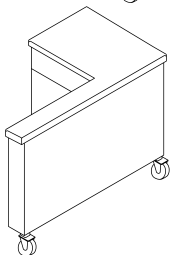
ELEMENTO CASSA DESTRA *

RIGHT CASH-REGISTER UNITS
ELEMENTS CAISSE DROITE
KASSENMODULE RECHTS



ELEMENTO CASSA SINISTRA *

LEFT CASH-REGISTER UNITS
ELEMENTS CAISSE GAUCHE
KASSENMODULE LINKS



CODICE
CODE
CODE
KODE

DIMENSIONI
DIMENSIONS
DIMENSIONS
ABMESSUNGEN

€

L x P x H mm

DEAI45

790 x **700** x 900

45°

1.346,00

DEAI90

1450 x **700** x 900

90°

1.417,00

DEAE45

790 x **700** x 900

45°

1.435,00

DEAE90

1450 x **700** x 900

90°

1.568,00

DCC8

800 x **700** x 900

1.339,00

DCDX12

1200 x **700** x 900

DX

1.635,00

DCSX12

1200 x **700** x 900

SX

1.635,00

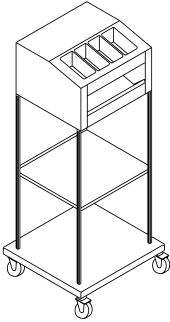
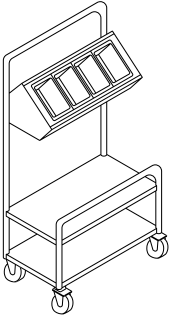
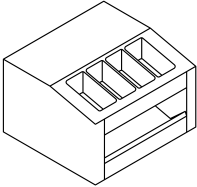
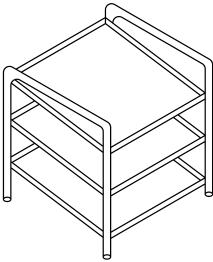
*** DOTATI DI CASSETTO CON CHIAVE E PRESA DI CORRENTE**
WITH DRAWER WITH LOCK AND ELECTRICAL SOCKET
EQUIPEES DE TIROIR AVEC SERRURE SERRURE ET PRISE ELECTRIQUE
MIT SCHUBLADE MIT SCHLOSS UND STECKDOSE

**** DOTATI DI CASSETTO CON CHIAVE**
WITH DRAWER WITH LOCK
EQUIPEES DE TIROIR AVEC SERRURE
MIT SCHUBLADE MIT SCHLOSS

IL COSTRUTTORE PUO' APPORTARE MODIFICHE AI PRODOTTI SENZA PREAVVISO - THE MANUFACTURER RESERVES THE RIGHT TO MODIFY ANY PRODUCT WITHOUT PRIOR NOTICE
VERÄNDERUNGEN AN DEN PRODUKTEN KÖNNEN VOM HERSTELLER OHNE VORANKÜNDIGUNG VORGENOMMEN WERDEN - DES MODIFICATIONS AUX PRODUITS PEUVENT ETRE APPORTEES SANS PREAVIS DU
CONSTRUCTEUR

SELF SERVICE 700

ACCESSORI ACCESSORIES ACCESSOIRES ZUBEHÖR

	CODICE CODE CODE KODE	DIMENSIONI DIMENSIONS DIMENSIONS ABMESSUNGEN	€
		L x P x H mm	
 <p>PORTA VASSOI POSATE E PANE * TRAY, CUTLERY AND BREAD DISPENSER ELEMENT PORTE-PLATEAUX, COUVERTS ET PAIN TABLETT, BESTECK UND BRÖTSAUSGABE</p>	DPPV8**	800 x 700 x 1490	1.732,00
 <p>PORTA VASSOI POSATE TRAY AND CUTLERY DISPENSER ELEMENT PORTE-PLATEAUX ET COUVERTS TABLETT UND BESTECKAUSGABE</p> <p>PER 4 GN 1/4 NON INCLUDE FOR 4 GN 1/4 NOT INCLUDED POUR 4 GN 1/4 PAS COMPRIS FÜR 4 GN 1/4 NICHT INBEGRIFFEN</p>	DPP8	730 x 400 x 1360	901,00
 <p>ELEMENTO PORTA PANE * BREAD DISPENSER UNIT ELEMENT PORTE-PAIN TRAGELEMENT FÜR BRÖT</p>	DPB8	720 x 680 x 480	933,00
 <p>ELEMENTO PORTA BICCHIERI GLASS DISPENSER UNIT ELEMENT PORTE VERRES TRAGELEMENT FÜR GLÄSSER</p>	DB8	620 x 570 x 680	643,00

*** CON PORTAPOSATE IN PVC**
WITH PVC CUTLERY CONTAINER
AVEC PORTE COUVERTS EN PVC
MIT BESTECKAUSGABE AUF PVC

**** A SCELTA SU RUOTE O PIEDINI DA SPECIFICARE IN ORDINE**
TO CHOOSE BETWEEN WHEELS OR FEET TO BE SPECIFIED ON THE ORDER
A CHOISIR ENTRE ROULETTES OU PIEDS A SPECIFIER AVEC LA COMMANDE
AUF WUNSCH ERHÄLTICH AUF RÄDER ODER FÜßEN. BEIM BESTELLEN ANGEBEN.

IL COSTRUTTORE PUO' APPORTARE MODIFICHE AI PRODOTTI SENZA PREAVVISO - THE MANUFACTURER RESERVES THE RIGHT TO MODIFY ANY PRODUCT WITHOUT PRIOR NOTICE
VERÄNDERUNGEN AN DEN PRODUKTEN KÖNNEN VOM HERSTELLER OHNE VORANKÜNDIGUNG VORGENOMMEN WERDEN - DES MODIFICATIONS AUX PRODUITS PEUVENT ETRE APPORTEES SANS PREAVIS DU
CONSTRUCTEUR

SELF SERVICE

SELF SERVICE 700

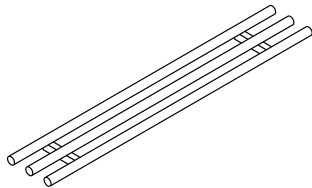
ACCESSORI ACCESSORIES ACCESSOIRES ZUBEHÖR

SCORRIVASSOIO IN TUBO

TRAY SLIDE IN TUBE

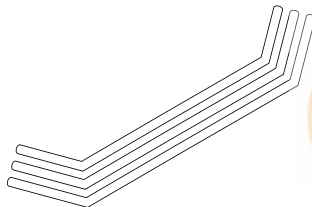
RAMPE A PLATEAUX FIXE EN TUBE

TABLETTRUTSCHE IN ROHR



LINEARE FISSO

FIXED LINEAR
LINEAIRE FIXE
GERADE FIX



ANGOLO ESTERNO 90° - 45°

EXTERNAL CORNER 90° - 45°
A ANGLE EXTERNE 90° - 45°
FÜR AUßENECK 90° - 45°



ANGOLO INTERNO 90° DX

INTERNAL RIGHT CORNER 90°
A ANGLE INTERNE DROIT 90°
FÜR INNENECK RECHTS 90°



ANGOLO INTERNO 90° SX

INTERNAL LEFT CORNER 90°
A ANGLE INTERNE GAUCHE 90°
FÜR INNENECK LINKS 90°



ANGOLO INTERNO 45° DX

INTERNAL RIGHT CORNER 45°
A ANGLE INTERNE DROIT 45°
FÜR INNENECK RECHTS 45°



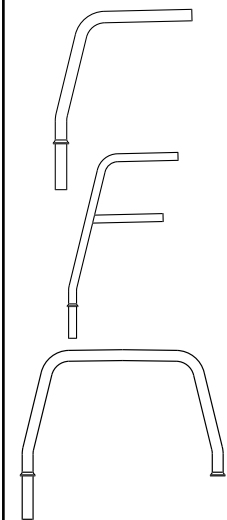
ANGOLO INTERNO 45° SX

INTERNAL LEFT CORNER 45°
A ANGLE INTERNE GAUCHE 45°
FÜR INNENECK LINKS 45°

CODICE CODE CODE KODE	DIMENSIONI DIMENSIONS DIMENSIONS ABMESSUNGEN	€
L x P x H mm		
DST8	80 x 30	197,00
DST12	120 x 30	228,00
DST15	150 x 30	266,00
DST23	230 x 30	391,00
DSTA45	45°	341,00
DSTA90	90°	363,00
DST8DX90	80 x 30	239,00
DST12DX90	120 x 30	268,00
DST15DX90	150 x 30	306,00
DST23DX90	230 x 30	432,00
DST8SX90	80 x 30	239,00
DST12SX90	120 x 30	268,00
DST15SX90	150 x 30	306,00
DST23SX90	230 x 30	432,00
DST8DX45	80 x 30	239,00
DST12DX45	120 x 30	268,00
DST15DX45	150 x 30	306,00
DST23DX45	230 x 30	432,00
DST8SX45	80 x 30	239,00
DST12SX45	120 x 30	268,00
DST15SX45	150 x 30	306,00
DST23SX45	230 x 30	432,00

SELF SERVICE 700

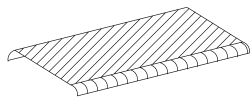
ACCESSORI ACCESSORIES ACCESSOIRES ZUBEHÖR



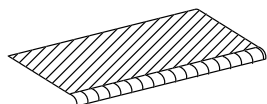
SUPPORTO PER 1 RIPIANO
SUPPORT FOR 1 SHELF
SUPPORT POUR 1 ETAGE
UNTERBAU FÜR 1 FACH

SUPPORTO PER 2 RIPIANI
SUPPORT FOR 2 SHELVES
SUPPORT POUR 2 ETAGES
UNTERBAU FÜR 2 FÄCHER

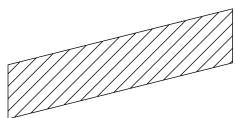
SUPPORTO PER PIANO CURVO PER ISOLA
SUPPORT FOR CURVED SHELF FOR ISLAND
SUPPORT POUR PLAN COURBE' POUR ILE
UNTERBAU FÜR ABGERUNDETEFLÄCHE
FÜR INSELELEMENTE



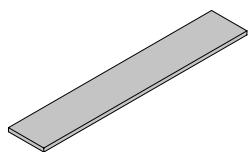
PIANO CURVATO DOPPIO IN CRISTALLO
DOUBLE CURVED CRYSTAL
PLAN DOUBLE EN CRISTAL COURBE'
DOPPEL ABGERUNDETE KRISTALLGLÄCHE



PIANO IN CRISTALLO CURVO
CURVED CRYSTAL
PLAN EN CRISTAL COURBE'
ABGERUNDETE KRISTALLGLÄCHE



CRISTALLO FRONTALE TEMPERATO
FRONTAL TEMPERATE CRYSTAL
CRISTAL FRONTAL TREME'
FRONT AUS GEHÄRTETEM KRISTALLGLAS



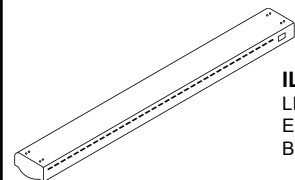
PIANO INOX PER SOVRASTRUTTURA
STAINLESSSTEEL SHELF FOR OVERSHELF
PLAN INOX POUR SUPERSTRUCTURE
BORD FÜR AUFBAU

CODICE CODE CODE KODE	DIMENSIONI DIMENSIONS DIMENSIONS ABMESSUNGEN	€
L x P x H mm		
DSP1	H = 35	107,00
DSP2	H = 58	163,00
DSPI	H = 40	257,00
DPI12	120	344,00
DPI15	150	396,00
DPI23	230	687,00
DPCR8	80	193,00
DPCR12	120	239,00
DPCR15	150	252,00
DPCR23	230	461,00
DCRF8	80	79,00
DCRF12	120	109,00
DCRF15	150	130,00
DCRF23	230	208,00
DPX8	80	138,00
DPX12	120	204,00
DPX15	150	241,00
DPX23	230	401,00

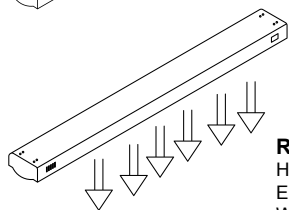
SELF SERVICE

SELF SERVICE 700

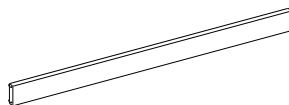
ACCESSORI ACCESSORIES ACCESSOIRES ZUBEHÖR



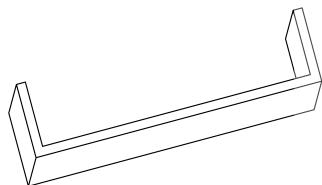
ILLUMINAZIONE PER SOVRASTRUTTURA
LIGHTING ELEMENT FOR OVERSHELF
ELEMENT ECLAIRANT POUR SUPERSTRUCTURE
BELEUCHTUNGSELEMENT FÜR AUFBAU



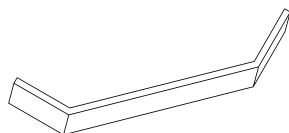
RISCALDATORE PER SOVRASTRUTTURA
HEATING ELEMENT FOR OVERSHELF
ELEMENT RECHAUFFANT POUR SUPERSTRUCTURE
WÄRMESTRAHLER FÜR AUFBAU



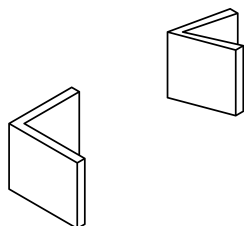
ZOCCOLO FRONTALE
FRONT PLINTH
SOCLE FRONTAL
FRONT SOCKELBLENDE



ZOCCOLO LATERALE
LATERAL PLINTH
SOCLE LATERAL
SEITLICHE SOCKELBLENDE



ZOCCOLO ANGOLO ESTERNO
EXTERNAL CORNER PLINTH
SOCLE A ANGLE EXTERNE
SOCKELBLENDE AUßENECK

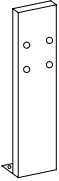

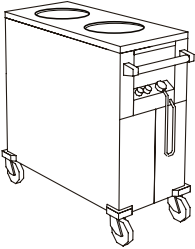
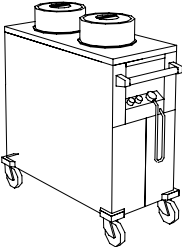
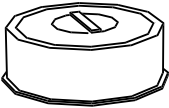


ZOCCOLO ANGOLO INTERNO
INTERNAL CORNER PLINTH
SOCLE A ANGLE INTERNE
SOCKELBLENDE INNENECK

CODICE CODE CODE KODE	DIMENSIONI DIMENSIONS DIMENSIONS ABMESSUNGEN	€
	mm	
DI8	800 (15 W)	321,00
DI12	1200 (30 W)	350,00
DI15	1500 (36 W)	401,00
DI23	2300 (60 W)	698,00
DR8	800 (0,4 W)	477,00
DR12	1200 (0,8 W)	576,00
DR15	1500 (1,2 W)	689,00
DR23	2300 (1,6 W)	1.148,00
DZFD8	800	77,00
DZFD12	1125	93,00
DZFD15	1500	115,00
DZFD23	2250	150,00
DZLD		71,00
DZAED45	45°	95,00
DZAED90	90°	115,00
DZAID45	45°	33,00
DZAID90	90°	41,00

SELF SERVICE 700

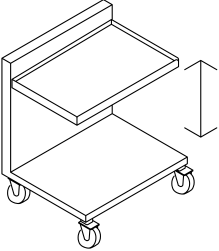
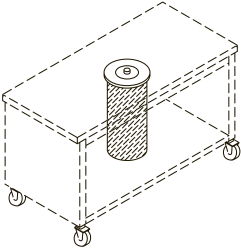
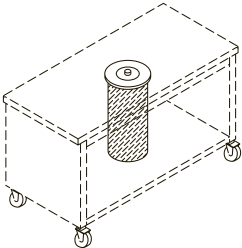
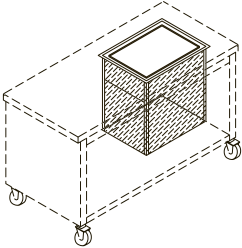
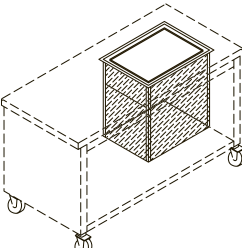
ACCESSORI ACCESSORIES ACCESSOIRES ZUBEHÖR

		CODICE CODE CODE KODE	DIMENSIONI DIMENSIONS DIMENSIONS ABMESSUNGEN	€
		L x P x H mm		
	ELEMENTO DI UNIONE VANI AFFIANCATI JOINING PANEL PANNEU DE JONCTION ELEMENTS VERBINDUNGSELEMENT FÜR NEBENEINANDER ANGEORDNETE SCHRÄNKE	DUVD	150 x 70	90,00
	4 PIEDINI REGOLABILI 4 ADJUSTABLE SUPPORTING FEET 4 PIEDS REGLABLES 4 HÖHENVERSTELLBARE STELLFÜßE	D4PR		75,00
	CARRELLO PORTA PIATTI NEUTRO NEUTRAL TROLLEY WITH DISH DISPENSER CHARIOT DISTRIBUTEUR D'ASSIETTES NEUTRE UNBEHEIZT TELLERSPENDERWAGEN	DCPPN	460 x 852 x 900	2.132,00
	CARRELLO PORTA PIATTI RISCALDANTE + COPERCHIO TROLLEY WITH HEATED DISH DISPENSER WITH COVER CHARIOT DISTRIBUTEUR D'ASSIETTES CHAUFFE' + COUVERCLE BEHEIZT TELLERSPENDERWAGEN MIT DECKEL	DCPPR	460 x 932 x 900	2.588,00
	COPERCHIO IN POLICARBONATO POLYCARBONATE COVER COUVERCLE EN POLYCARBONATE POLYKARBONAT DECKEL	DCOP		72,00

SELF SERVICE

SELF SERVICE 700

ACCESSORI ACCESSORIES ACCESSOIRES ZUBEHÖR

		CODICE CODE CODE KODE	DIMENSIONI DIMENSIONS DIMENSIONS ABMESSUNGEN	€
		L x P x H mm		
	CARRELLO SOLLEVATORE VASSOI TRAY TROLLEY LIFT CHARIOT PORTE PLATEAUX TABLETTSPENDERWAGEN	DCSV	510 x 800 x 900	2.678,00
	SOLLEVATORE PIATTI NEUTRO * NEUTRAL PLATES LIFT SOULEVER D'ASSIETTES NEUTRE TELLERSPENDER	DSPNI		1.267,00
	SOLLEVATORE PIATTI RISCALDATO * HEATED PLATES LIFT SOULEVER D'ASSIETTES CHAUFFE BEHEIZTTER TELLERHEBER	DSPRI		1.816,00
	SOLLEVATORE VASSOI * TRAY LIFT SOULEVER DE PLATEAUX TABLETTSPENDER	DSVI		1.824,00
	SOLLEVATORE CESTE * CONTAINERS LIFT SOULEVER DE PANIERS NEUTRE KISTENHEBER	DSCI		1.900,00

*** DA INCASSARE NELL'ELEMENTO NEUTRO**
TO BE BUILT IN THE NEUTRAL UNIT
A INCORPORER DANS L'ELEMENT NEUTRE
FÜR NEUTRALES MODUL

IL COSTRUTTORE PUO' APPORTARE MODIFICHE AI PRODOTTI SENZA PREAVVISO - THE MANUFACTURER RESERVES THE RIGHT TO MODIFY ANY PRODUCT WITHOUT PRIOR NOTICE
VERÄNDERUNGEN AN DEN PRODUKTEN KÖNNEN VOM HERSTELLER OHNE VORANKÜNDIGUNG VORGENOMMEN WERDEN - DES MODIFICATIONS AUX PRODUITS PEUVENT ETRE APPORTEES SANS PREAVIS DU
CONSTRUCTEUR